


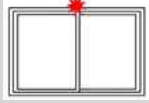
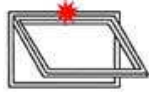
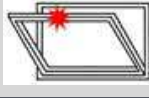

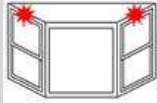

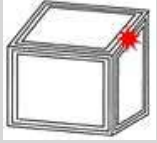
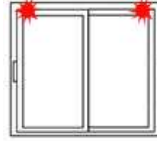


PRODUCT	LOCATION	IMAGE
HARVEY DOUBLE HUNG WINDOW	The warranty label is located in the window header under the top sash. To release the top sash, unlock the window and pull the top sash down.	
HARVEY SINGLE HUNG WINDOW	The warranty label is located on the height of the window sash. To release the bottom sash, unlock the window. Raise the sash approximately 4 to 6 inches above the sill before tilting in. Retract the window sash release latches on the top of the sash and gently tilt the window sash toward you.	
HARVEY PICTURE WINDOW	The warranty label is not accessible. Since your Harvey picture window is probably used in conjunction with a Harvey double hung or another unit, please refer to the other window unit for order information.	
HARVEY ROLLING WINDOW	The warranty label is located in the center of header on the outside track.	
HARVEY AWNING WINDOW	The warranty label is located on the top of the sash.	
HARVEY HOPPER WINDOW	The warranty label is located on the top of the sash.	
HARVEY CASEMENT WINDOW	The warranty label is located on the hinge side of the sash.	
HARVEY BAY WINDOW	The warranty label is located in the header of the double hung.	
HARVEY BOW WINDOW	The warranty label is located on the hinge side of the sash.	
HARVEY GARDEN WINDOW	The warranty label is located in the header of the side vents.	
HARVEY PATIO DOOR	The warranty label is located on the fixed panel side at the top of the door frame along the track.	
HARVEY ENTRY DOOR	The warranty label is located along the top of the door slab.	