


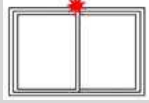
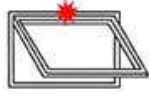
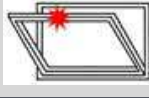

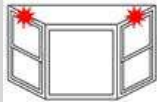
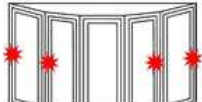
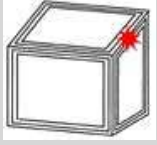



PRODUCT	LOCATION	IMAGE
<b>HARVEY DOUBLE HUNG WINDOW</b>	The warranty label is located in the window header under the top sash. To release the top sash, unlock the window and pull the top sash down.	
<b>HARVEY SINGLE HUNG WINDOW</b>	The warranty label is located on the height of the window sash. To release the bottom sash, unlock the window. Raise the sash approximately 4 to 6 inches above the sill before tilting in. Retract the window sash release latches on the top of the sash and gently tilt the window sash toward you.	
<b>HARVEY PICTURE WINDOW</b>	The warranty label is not accessible. Since your Harvey picture window is probably used in conjunction with a Harvey double hung or another unit, please refer to the other window unit for order information.	
<b>HARVEY ROLLING WINDOW</b>	The warranty label is located in the center of header on the outside track.	
<b>HARVEY AWNING WINDOW</b>	The warranty label is located on the top of the sash.	
<b>HARVEY HOPPER WINDOW</b>	The warranty label is located on the top of the sash.	
<b>HARVEY CASEMENT WINDOW</b>	The warranty label is located on the hinge side of the sash.	
<b>HARVEY BAY WINDOW</b>	The warranty label is located in the header of the double hung.	
<b>HARVEY BOW WINDOW</b>	The warranty label is located on the hinge side of the sash.	
<b>HARVEY GARDEN WINDOW</b>	The warranty label is located in the header of the side vents.	
<b>HARVEY PATIO DOOR</b>	The warranty label is located on the fixed panel side at the top of the door frame along the track.	
<b>HARVEY THERMA- TRU DOOR</b>	The warranty label is located along the top of the door slab.	